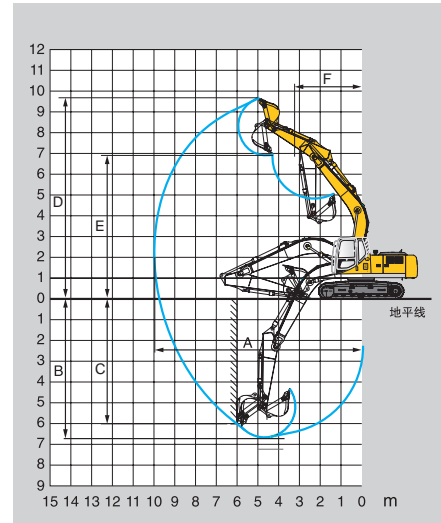
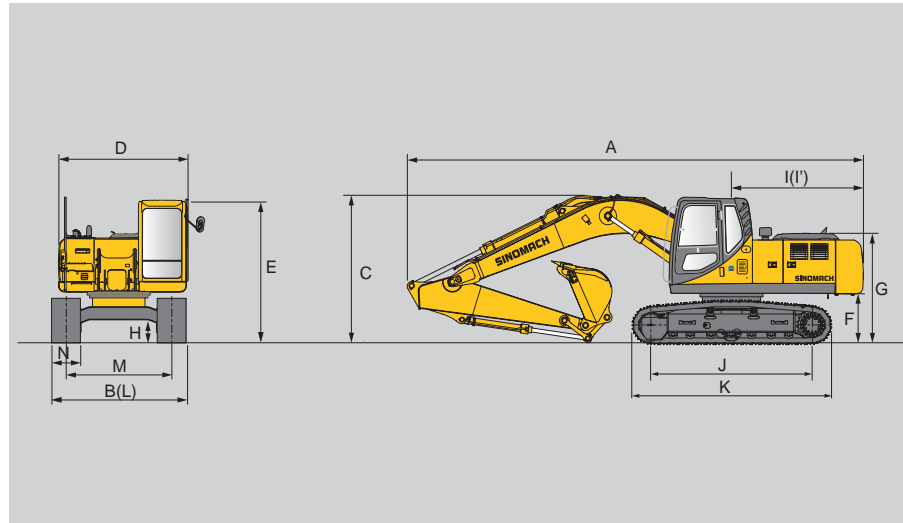


外形尺寸 Dimensions(mm)

作业范围 Working Range



项目Item	单位Unit(mm)	项目Item	单位Unit(mm)	项目Item	单位Unit(mm)
A 整机总长Overall length	9520	I 转台尾端长度Length of platform	2800	A 最大挖掘半径Max. digging reach	9970
B 整机总宽Overall width	2990	I' 尾端回转半径Rear swing radius	2800	B 最大挖掘深度Max. digging depth	6707
C 整机总高(动臂) Overall height of boom	3030	J 履带轴距Track wheelbase distance	3650	C 最大垂直挖掘深度Max. vertical wall digging depth	6107
D 转台宽度Width of platform	2700	K 底盘长度Chassis length	4440	D 最大挖掘高度Max. digging height	9665
E 整机总高(驾驶室) Overall height of cab	2961	L 底盘宽度Chassis width	2990	E 最大卸载高度Max. dumping height	6803
F 配重离地间隙Ground clearance of counterweight	1028	M 履带轨距Track gauge	2390	F 前部最小回转半径Min. swing radius	3560
G 发动机罩高Height of engine cover	2341	N 标准履带宽度standard width of track shoe	600		
H 最小离地间隙Min. ground clearance	470				



国机重工集团国际装备有限公司  
SINOMACH-HI International Equipment Company Limited

地址: 中国江苏省常州市新北区黄河西路898号  
ADD: No.898, West Huanghe Road, Changzhou, Jiangsu, China  
电话Tel: +86-519-86781288  
传真Fax: +86-519-86781387  
邮编P.C.: 213136  
邮箱E-mail: sales@changlin.com.cn  
网址Website: <http://en.sinomachglobal.com/>

国机重工系列挖掘机产品不断更新和改造中, 我们保留未事先告知用户更改参数和设计的权利, 文中插图不一定是该机型的标准款, 照片中产品外观与实际机型可能存在差异, 以实物为准。  
Products elements and technical parameters are subject to change without notice.

# SINOMACH

液压挖掘机系列  
Hydraulic Excavator

## ZG3225LC-9C

额定功率Rated power: 112KW/1950rpm  
操作重量Rated operating weight: 22000kg  
铲斗容量Rated bucket capacity: 1.1m<sup>3</sup>



国机重工集团国际装备有限公司  
SINOMACH-HI International Equipment Co., Ltd.


装备世界 · 创造价值  
Equip the world and create value

• 国机重工制造 •  
• 高品质的保证 •

## 更稳固 More steady

通过对动臂及斗杆的有效元分析，  
有效的延长了使用寿命

By FEA to boom and stick, the lifespan  
is extended.



## 更便捷

More Convenient



智能化的电子监控系统，实时监测，  
自诊断故障报警、维护保养信息提示  
Intelligent electronic monitoring  
system, real-time monitoring,  
self-diagnosing fault alarm,  
maintenance information prompt.

## 更省油

Lower consumption



模块化设计，故障、油耗降低，  
动力依旧澎湃

Modular design, fault, fuel consumption  
reduction, power surging

• 欧 II 排放 •  
• 省油专家 •




●高度灵敏的先导手柄  
Sensitive joystick

●宽大的脚部空间  
Broad foot space



●驾驶室顶部天窗  
Roof scuttle in cab

●可调式悬浮座椅  
Adjustable suspension GRAMMER seat



●油缸缸体内面，经过滚光加工，达到了良好的粗糙度及表面硬度，提高了耐磨性。  
The cylinder inside is applied roll finishing, and reaches excellent roughness and hardness, which increases its resistance.  
●活塞杆镀覆镍硬铬，提高了防锈、耐磨以及耐伤性能。  
Chrome and nickel plated piston rod acquires better rust protection and resistance.



●铲斗使用加厚钢板，铲齿有效部分厚度和长度均得到有效加强，提高了铲齿的耐磨寿命。  
Steel plate of bucket is thickened. The teeth have more wearing resistance due to their valid parts are thickened and lengthened.  
●连接销应用烧结衬套，提高了耐磨性。  
Connecting pin applies sintered sleeves and adds its resistance.



●加强的箱式结构车架全部由低应力，高强度钢板焊接而成  
Strengthened chamber frame is totally welded by low stress and high strength steel plate  
●标配全护板  
Standard guard board



## 超强、高效的发动机

- 适应严苛工况条件，高强度，重负荷，作业能力强；
- 环保型发动机，轻松达到欧二排放标准；
- 整体模块化设计，总零件数量少，故障率低；
- 采用特博预滤器和进口径向密封双级过滤新型空滤器，保证进气的高清洁度；
- 空滤器滤芯材料采用纳米纤维技术，寿命更长；

### Powerful and high-efficiency engine

- EU II emission standard and environmental protection engine supplies strong power.
- Modular design leads to reduce the amount of spare parts, low failure rate and conveniently maintenance.
- Inline type fuel pump produces higher injecting pressure, make the burning more fully.
- Dual-class air filter ensure the inlet air high cleanness-degree. The filter element made of nanometer material has long cycle.
- Strong cooling system ensure the engine running normally in hot summer.
- Dual-class fuel filter with oil-water separator guarantee fuel high cleanness-degree, prolong engine life.

## 灵活、可靠的液压系统

- 采用负流量全功率控制液压系统，响应速度更快；
- 多路阀独特新型阀芯设计，显著提高精细操作性能；
- 具有动臂优先、斗杆再生、防沉降、直线行走、铲斗合流功能，极具节能效果；
- 采用耐高压油缸，内置缓冲阀，延缓冲击；
- 液压系统中增加单向节流阀，使操作更柔和；

### Flexible and reliable hydraulic system

- Negative-flow full-power hydraulic control system makes responsibility more quickly.
- The unique design spool of multi-way valve makes the operation more accurately.
- High pressure cylinder is applied. And built-in buffer valve in it, which delay shock.
- Return one-way flow control valve is adopted in hydraulic system make operation more softly.
- Functions including boom priority, arm regeneration, settlement preventing, linear traveling, bucket convergent flow and etc. make energy-saving effectively.

## 高强度、快速的工作装置

- 采用加强型动臂、斗杆，定点采用更高强度的优质钢材，箱式大截面结构，其内部加焊抗扭板，适合矿山、采石场等恶劣作业工况；
- 标配加强型铲斗，采用三层钢板，高强度耐磨铲刃板，坚固，耐用；
- 大小臂优先，全方位合流，斗杆再生功能，机器挖掘作业无拖沓感，工作效率高；
- 采用含油树脂垫片调整间隙，减少了对结构件基体的磨损，并使噪音大大降低；
- 关键部位采用特殊配方的高密度铜基自润滑轴承，低摩擦，耐磨损；

### High-load and efficient work device

- Strengthened boom and arm are applied. Connecting parts are made of high stress low carbon cast steel.
- Groove welding is applied for boom and arm, decreasing the welding stress, enhancing the welding strength, which be detected by supersonic device.
- Oily resin gaskets are applied for clearance adjustment, which reduce the wear of substrate of structure and noise of operation.
- Special high-density copper-based self-lubricating bearings are applied for key position, which reduce friction and resist to wear.

## 安全、舒适的驾驶空间

- 全视野的前窗及大的后窗及侧窗确保在所有方向优良的可视性；
- 采用豪华注塑件内饰，全方位立体送风，采用大容量无氟冷暖空调，微处理器控制驾驶室内温度；
- 悬浮式座椅，双级轨道，可调节至最佳位置，宽大舒适的踏脚空间，操作更加舒适；
- 驾驶室采用六点硅油橡胶减震器，降低驾驶室的振动，提高舒适性及工作效率；
- 一目了然的大屏幕彩显，可及时了解各类工作状态；

### Safe and comfortable cab

- Wide range of eyesight, high-power air conditioner, advanced control system, large-screen color monitor, adjustable suspension GRAMMER seat, six-point silicon oil shock absorber and etc.
- assisted human oriented design make operator comfortable, operation safe and reliable.



采用插入式世界顶级品牌空气滤清器滤芯，更换容易，维护时间高达500小时  
Adopted with plug-in air filter element of world top brand, easy to replace and maintenance time up to 500 hours



全流量机油过滤器保证燃油喷射，使故障最低，维护时间高达500小时  
The full flow oil filter ensures fuel injection, with minimum malfunction and maintenance time up to 500 hours



成熟、可靠的负流量、双泵交叉全功率控制液压系统，响应速度更快。  
Mature and reliable negative flow, double pump cross full power control hydraulic system, faster response speed.



驾驶室硅油减震器，工作时更加平稳、舒适。  
The silicone oil shock absorber in the cab is more stable and comfortable.



采用康明斯发动机，高耐负荷，燃油消耗低，动力更强劲、更持久。  
Cummins engine, high load resistance, low fuel consumption, more powerful and lasting power.



大容量铝制冷却装置在满负荷和连续作业的情况下，也能起到良好的散热效果。  
Under the condition of full load and continuous operation, the large capacity aluminum cooling device can also play a good heat dissipation effect.



## 方便，低耗的维护保养

- 方便检查，快速清洁的滤清器。
- 液压油滤芯耐久性更强，延长了更换周期。

After-sales

SINOMACH provides specialized technical assistance and original spare parts that are available for you whenever you need them.

## 坚实、稳定的行走机构

- 加强型箱形侧梁和X型中框架结构，全部采用高强度、低应力合金钢板焊接而成，确保行走架的高强度和整机的稳定性；
- 配以高可靠性的托链轮、支重轮、履带护架，高强度的履带使机器能够承受恶劣工况下的超大负荷引起的冲击；
- 回转平台侧梁采用加大截面高度，提高强度和刚度，精心布置，合理调配整机重心，加强整机工作时的稳定性；

Solid and stable traveling structure

- Whole strengthen box-type side beam and X-type middle frame welded by low stress and high strength steel plate guarantee the high strength of traveling structure and the stability of whole machine.
- High reliability carrying wheels, bearing wheels, track protection framework and high strength track are applied to bear the impact caused by large load in bad working conditions.
- LC-type lengthened chassis is more stability.

### 规格 Specifications

整机工作重量 Operating weight	22000kg
标准铲斗容量 Standard bucket capacity	1.1m³
斗杆长度 Arm length	2910mm
动臂长度 Boom length	5680mm

### 发动机 Engine

型号 Model	CUMMINS 6BTA5.9-C150
型式 Type	涡轮增压中冷 Turbo-charged with inter-cooled
功率 Power	112KW/1950rpm
最大扭矩 Max.torque	614N·m at 1500rpm
气缸数 No.of cylinders	6
排气量 Displacement	5883cc

### 液压系统 Hydraulic system

主泵 Main pump:	
类型 Type	变量柱塞泵 Variable displacement axial piston pumps
最大排量 Max.displacement	2x112cc/rev
主溢流阀设定压力 Working pressure	35Mpa
液压马达 Hydraulic motor:	
回转 Swing	柱塞定量 Fixed displacement axial piston motor
行走 Travel	柱塞变量 Variable displacement axial piston motors

### 性能 Performance

回转速度 Swing speed	13.9rpm
最大行走速度高/低 Max. travel speed H/L	5.8/3.3km/h
爬坡能力 Gradeability	35°
铲斗最大挖掘力 Max. digging force of bucket	137kN
斗杆最大挖掘力 Max.digging force of arm	102kN
接地比压 Ground pressure	47kpa

### 油箱容量 Tank capacity

燃油箱容积 Fuel tank capacity	400L
液压油箱容积 Hydraulic tank capacity	210L

\*所有测量数值均为近似值